









LOGO IDEA THUMBNAI LS

In order to come up with a fully developed design, you must first Brainstorm. On this sheet you must sketch out at least 5 distinct logo possibilities in the boxes below. Each logo possibility must then be tweaked and changed a bit (space provided in the three boxes to the right of the red box. REMEMBER... it is important to Brainstorm, try and re-design. Don't be afraid to look at and compare other students work and ask for ideas.





IDEA #1







IDEA #2



IDEA #3



IDEA #4



IDEA #5

